

# Scaling the Global Cycling Movement



**Cycling  
Cities**

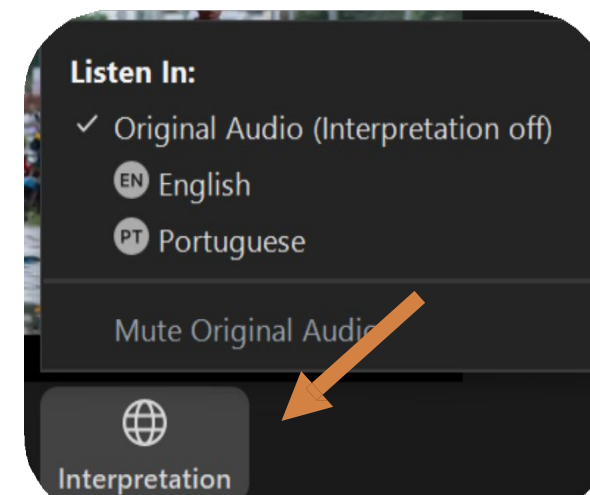




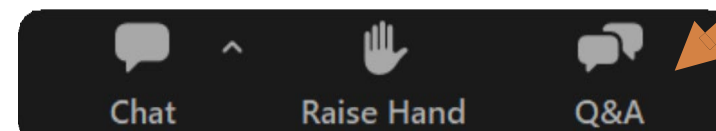
This session will be recorded and shared on the @ITDP\_HQ YouTube channel



For interpretations, select the language you prefer in the toolbar (Spanish or Portuguese)



The chat box is available, please also submit questions through the Q&A function







**Cycling  
Cities**



ITDP





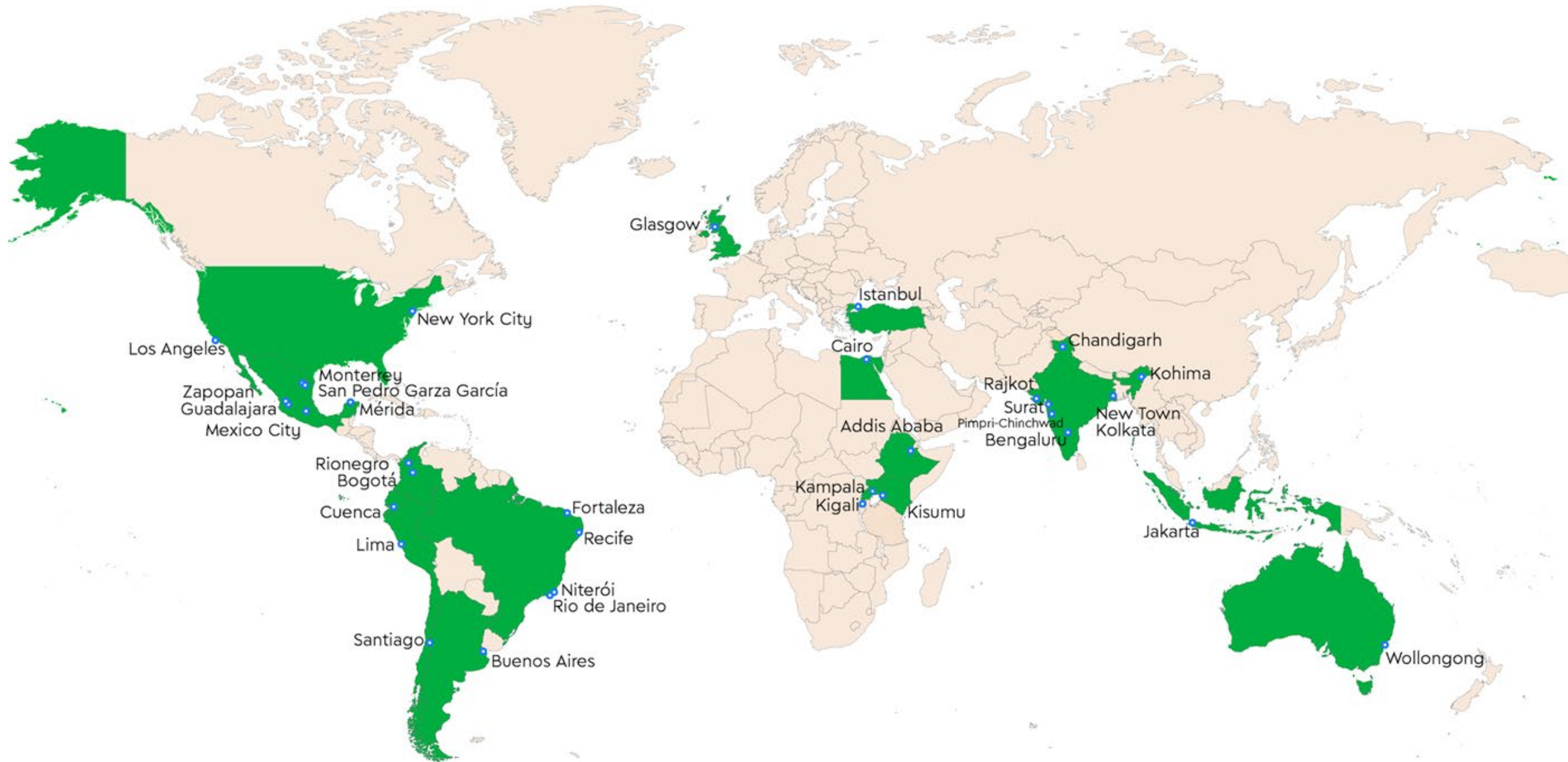


Strong  
support for  
and uptake  
of cycling  
**around the  
world.**



Cycling Cities |  ITDP

# 34 Cohort Cities across 6 continents







Cycling Cities |  ITDP

# 34 Cohort Cities across 6 continents



San Pedro  
Garza García





Cycling Cities |  ITDP

# 45+ partner organizations





Street-level  
transformations  
have **real impact.**





Cohort Cities  
built more  
than 900 km  
of protected  
cycle lanes  
in the past  
4 years







1.46 billion  
kilometers

traveled by bicycle on new  
protected cycle lanes in  
cohort cities



877 million  
fewer vehicle  
kilometers

traveled as a result of new  
protected cycle lanes in  
cohort cities



Which, through 2050, will result in:



3,000,000 tons  
of CO2 emissions  
avoided





Bogotá, Colombia

14%

Mérida, Mexico

13%

Guadalajara, Mexico

11%

Santiago, Chile

10%

Buenos Aires, Argentina

9%

Mexico City, Mexico

8%

Addis Ababa, Ethiopia

8%

More  
people  
living near  
safe cycle  
lanes since  
2021



How can  
we continue  
what Cycling  
Cities  
started?

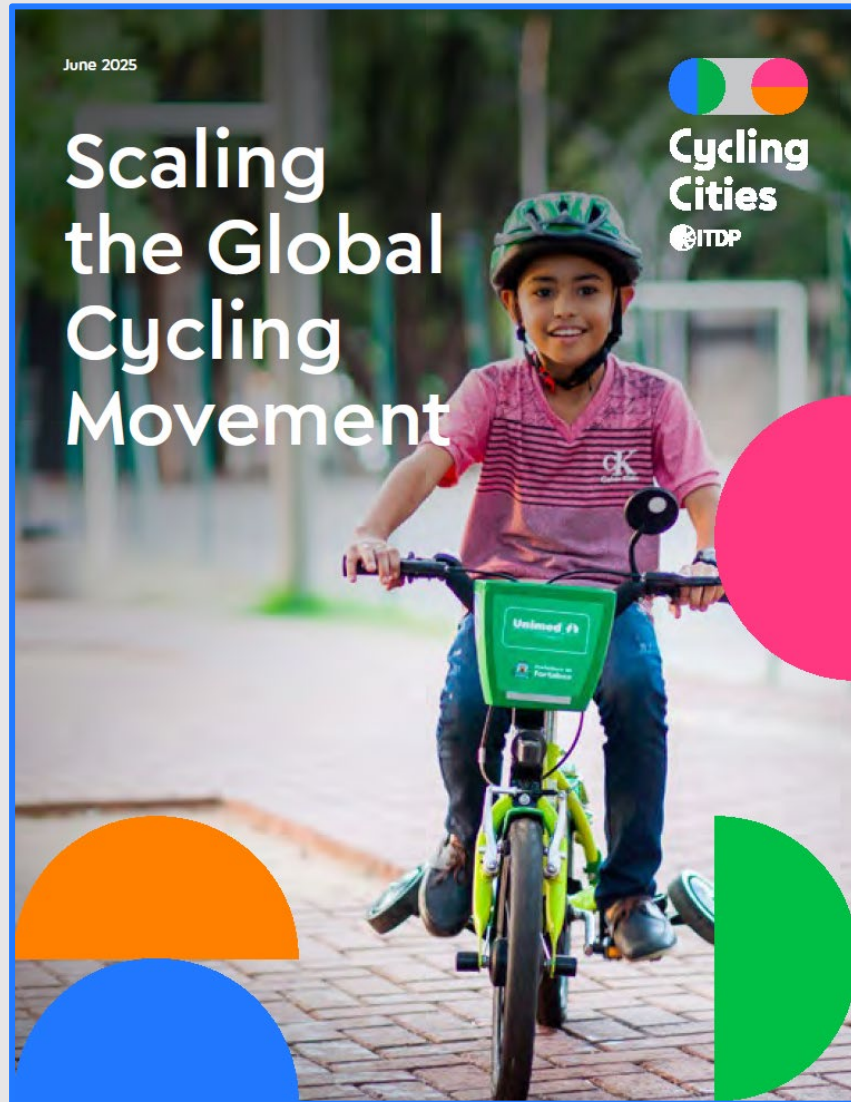
Build more high-quality cycle lane networks

Think strategically about station area design

Encourage national government buy-in and funding

Adapt the narrative to all the benefits of cycling





[www.itdp.org/publications](http://www.itdp.org/publications)